

OVER 30 YEARS WORLDWIDE



THE LUXURY OF PURE NATURE

EST



CONGRATULATIONS!

You are now the owner of a HYL A Air and Room Cleaning System!

This is an important step towards improving your home environment. Regular use of the HYL A System will make your home feel more comfortable, healthy and fresh.

Once you get used to operating the HYL A System, you will be able to eliminate dust and also to remove the main source of allergies, dust mites.

What is more, your decision to purchase the HYL A System increases global awareness about the importance of

cleanliness and promotes the use of this superior product!

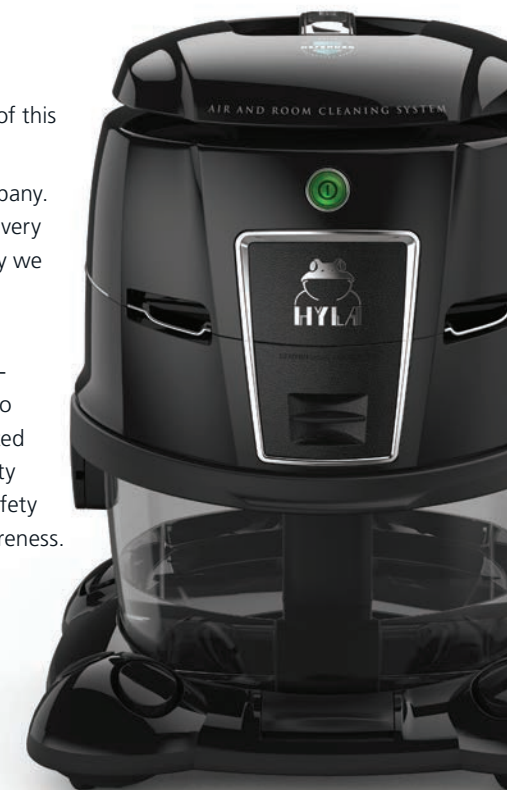
HYLA is a globally renowned company. Our central goal is to produce the very best for our customers! This is why we never stop improving our product.

The improvements are based on in-depth market research and first-rate engineering. This enables us to successfully combine future-oriented technology and design, high quality and ease of use, as well as high safety standards and environmental awareness.

Thank you for choosing HYL A!


Janež Pogačar
HYLA d.o.o.


Wilfried Metzger
HYLA International
GmbH & Co. KG





WELCOME TO THE HYL A FAMILY!

HYLA Systems have been available worldwide for over 30 years!

Our engineers are continually improving the HYL A System to make it even more useful, easy to use and functional. This would not have been possible without you, our valued customers, who have been experimenting yourselves, testing and trying different ways of using HYL A in your homes.

This is our joint result!

Having purchased the HYL A System, you have become a member of the wonderful HYL A Family!

For more information about the HYL A contact your local Representative or visit www.hyla-us.com.

Have fun with your HYL A!

Enjoy the healthy comfort of your home!

HYLA MAKES BREATHING AN EXPERIENCE!



NATURE IN YOUR HOME

Every day we hear more disturbing news about our environment.

In changing environmental conditions, marked by pollution, deforestation and global warming, numerous diseases are rapidly increasing, badly affecting all of us – particularly our children and the elderly. Asthma and different kinds of allergies are no longer rare. Today, one in every three children is affected and not even adults' immune systems can resist the effects of ecological changes forever.

We all feel the effects of these changes unfolding in front of our eyes. This is why we want to offer our children and ourselves the best we can.

By purchasing your Hyla System, you have taken an important step towards improving your health and the general quality of life in your home.

Now that you are a member of the worldwide Hyla Family, it is your chance to take action at home!

HYLA MAKES BREATHING AN EXPERIENCE!



QUALITY OF LIFE

We all dream of a clean, healthy and cozy home. Cleanliness and health stand for high quality of life.

The HYLA System is an important contribution to raising environmental awareness in the world, as well as in your home.

With HYLA, you will be able to recreate the effects of natural phenomena – such as rain and the geyser – in your home!

Get your HYLA running and seize the day!

You deserve it!

HYLA MAKES BREATHING AN EXPERIENCE!



GOALS AND DESIRES

Each and every one of us has goals and desires. We all try to find our own ways to fulfill them.

You have shown that you are ready to trust an innovative and unique product! You have made the first step towards achieving your goals and fulfilling your desires.

HYLA is here to support you!

If you have any questions about the HYL A System and the HYL A Family, contact your local HYL A Representative!

HYLA MAKES BREATHING AN EXPERIENCE!

HIGH TECH



Our all-new separator - patent pending*.

*Even better: The previous model of our new separator was already a unique innovation: HYLA built the world's first self-cleaning separator for room cleaning devices. This has been patented in many countries around the world. HYLA is also seeking this protection for the new and improved separator, which is subject to an international patent application procedure under the number PCT/SI2020/050009 since March 2020.

As the air and dust enter the HYLA System, the separator creates an upward stream of water. The geyser effect assures optimized filtration that thoroughly



washes the air and returns it clean into your home.

In the production of the HYLA System we only use high-quality materials.

Our production methods (ISO 9001 certified) guarantee a long lifespan and reliability of our product. HYLA complies with all globally recognized standards, including SIQ, SEV, ETL, CSA, KC, CCC, EAC and ENEC.

HYLA stands for quality and confidence.

For more information about the HYLA Warranty, please contact your local Representative or visit www.hyla-us.com.



Ljubljana | SLOVENIA



HYLA d.o.o.
PRODUCTION FACILITY

HYLA INTERNATIONAL
GMBH & CO. KG
MARKETING & SALES HEADQUARTERS



Filderstadt | GERMANY





HYLA EXCELLENCE IN CUSTOMER SERVICE

We understand that only our most satisfied customers will refer and recommend our product. Therefore, it is essential to us that you continually enjoy your Hyla!

If you have any questions regarding applications or operation of your Hyla System, please contact your Hyla representative. For technical service of your Hyla System, please contact the Hyla Distributor from whom your System was purchased. Refer to the Limited Factory Warranty located on your Warranty Card for detailed information.

If your Distributor is not available or unable to service your Hyla System, please contact Hyla USA Corporate Headquarters in Deerfield Beach, Florida at (954) 571-5550 for assistance in locating an independent Distributor in your area. Please be sure to have your serial number available; it is located under the handle on the top of the Hyla.

You can also e-mail the Hyla USA Corporate Headquarters directly through the website at www.hyla-us.com.



HYLA EST OWNER'S MANUAL



HYLA EST AIR AND ROOM CLEANING SYSTEM

The Hyla Est Air and Room Cleaning System cleans the air through a water-based Filtration process. The system is intended for household use only.

Applications:

- Air cleaning and deodorizing
- Dry vacuuming
- Deep vacuuming using electro brush
- Wet vacuuming
- Wet cleaning of hard floors
- Wet cleaning of carpeted floors and upholstery

SPECIFICATIONS:

Voltage	120 V, 50-60 Hz
HYLA Power	200 W – Air cleaning mode, 730 W – vacuuming mode
Electro Brush	200 W
Max air flow	100 cu ft/min
Water pan capacity	1 gallon (to the water level mark)

IMPORTANT SAFETY INSTRUCTIONS

PLEASE READ ALL INSTRUCTIONS BEFORE USING THE HYL A EST CLEANING SYSTEM

WARNING

When using any electrical appliance, certain basic precautions should always be followed. To reduce the risk of fire, electric shock or injury:

- Do not leave any electric appliance when plugged in. Always unplug appliance from outlet when not in use and before cleaning or servicing it in any way.
- Use indoors only.
- Do not allow the appliance to be used as a toy. Close attention is

necessary when your HYL A is used by or near children.

- Use only as described in this manual. Use only the manufacturer's recommended attachments.
- Do not use with damaged cord or plug. If your HYL A is not working as it should, has been dropped, left outdoors or dropped into water, please return it to a service center.
- Do not pull or carry by cord, or use the cord as a handle, close the door on the cord or pull the cord around sharp edges or corners. Do not run appliance over the cord. Keep cord away from heated objects.
- Do not put any objects into openings. Do not use with any opening blocked; keep free of dust, lint, hair, and anything that may reduce air flow.
- To reduce the risk of fire and electric shock due to internal component damage, use only HYL A Cleaning Fluid intended for use with this appliance. See the Cleaning Fluid section of this manual.

- Do not unplug by pulling on the cord. To unplug, grasp the plug, not the cord.
- Do not handle plug or cord with wet hands.
- Keep hair, loose clothing, fingers and all parts of the body away from openings and moving parts.
- Turn off all controls before unplugging the appliance.
- Use extra care when cleaning on stairs.
- Do not use to pick up flammable or combustible liquids, such as gasoline, or use in areas where they may be present.
- This appliance is provided with double insulation. Use only identical replacement parts. See Instructions for Servicing of Double-Insulated Appliances.
- Do not use without water in the water pan.
- Do not pick up anything that is burning or smoking, such as cigarettes, matches or hot ashes.




- Do not use the Electro Brush outdoors or on wet surfaces.
- Replacing the power cord should be done by qualified service personnel only.
- Always turn off the appliance before connecting or disconnecting the Electro Brush.
- This unit is intended for attended operation only.

SAVE THESE INSTRUCTIONS.

IMPORTANT SAFETY INSTRUCTIONS

SERVICING OF DOUBLE-INSULATED APPLIANCES

A double-insulated appliance is marked with one or more of the following: The words “DOUBLE INSULATION” or “DOUBLE INSULATED” or the double insulation symbol square within a square.



In a double-insulated appliance, two systems of insulation are provided instead of grounding. No grounding means is provided on a double-insulated appliance, nor should a means for grounding be added to the appliance. Servicing a double-insulated appliance requires extreme care and knowledge of the system, and should be done by qualified service personnel. Replacement parts for a double-insulated appliance must be identical to the parts they replace.



HYLA EST

COMPONENTS

1. Motor Unit Assembly with EST Defender Separator
2. Water Pan Assembly
3. Trolley Assembly



PREPARATION FOR USE

- Fill Water Pan Assembly with water (max. 104 °F) up to mark on Water Pan Assembly and geyser tube (1 gallon).
- Use the Water Pan Assembly handle for carrying and locking the Motor Unit Assembly.



WATER TO THIS LEVEL

AIR CLEANING

The motor power is reduced for optimum air flow and lower noise.

Use with Noise Reducer. To give the air a scent of nature, add a few drops of HYLEA fragrance to the water in the Water Pan Assembly. Use only non-foaming fragrances.

Do NOT spray any fragrances into the side vents!

HYLA FRAGRANCES

There are 8 different natural HYLEA Fragrances available: Lavender, Pine, Lemon, Eucalyptus, Vanilla-Strawberry, Everest, Exotic and Menthe. Each Set includes four 2-fl. oz. bottles of exclusive scents.



HYLA Fragrances Set LPLE (4 x 2-fl. oz.)
Lavender | Pine | Lemon | Eucalyptus



HYLA Fragrances Set VEEM (4 x 2-fl. oz.)
Vanilla-Strawberry | Everest | Exotic | Menthe

HYLA STANDARD ACCESSORIES

1. 8' Flexible Hose
2. Click-Connect Wand (2 pcs.)
3. Crevice Tool
4. Transparent Nozzle Set
5. Synthetic Bristle Brush
6. Natural Bristle Brush
7. Blowing Nozzle EST
8. Multi-Purpose Brush
9. Noise Reducer



HYLA EST VENTUS ELECTRO BRUSH SET

- VENTUS Electro Brush
- Flexible Electro Hose EST
- VENTUS Click-Connect Wand (2 pcs.) – with direct contact
- Remote Control Unit



DEEP CLEANING OF CARPETED FLOORS WITH HYLA ELECTRO BRUSH

Set-up for the Electro Brush Set

Please always turn off the main switch of the HYLA System before connecting or disconnecting the Electro Brush. Before assembly, first ensure the Electro Brush is set firmly on a flat surface and the swivel neck is locked in an upright position. Assemble the Ventus Click-Connect Wands onto the Electro Brush. Insert the handle of the Flexible Electro Hose into the Ventus Click-Connect Wand and connect the Electro Flexible Hose to the Motor Unit.

Using the Electro Brush

The main switch on HYLA will turn on the Electro Brush. To activate the Electro Brush, release the Ventus Click-Connect Wand from its parking upright locked position by pressing the button located to the left of the swivel neck. You will see a green light indicating operation. You can also use the Remote Control Unit to switch on/off the Electro Brush and the HYLA. Never use the Electro Brush outdoors or on wet surfaces.

Troubleshooting the Electro Brush

The Electro Brush is equipped with an electronic circuit



board for safety purposes. The red light located on the right of the Electro Brush is an indication the motor has been shut off to avoid overload. Place in parked upright locked position, turn off HYLA and disconnect power. After clearing any objects, you may reconnect the power and restart by turning on the main switch on the HYLA.

Maintenance:

- Disconnect power from the Electro Brush.
- Cut and vacuum textile fibers to remove from the brush.



DEEP CLEANING OF UPHOLSTERY

WITH HAND ELECTRO BRUSH (OPTIONAL)

Connect it to the Electro Flexible Hose. It is designed for dry vacuuming only.

Maintenance:

- Disconnect the power cord from the power source.
- Cut and vacuum textile fibers to remove from the brush.



DRY VACUUMING

DRY VACUUMING WITH MULTI-PURPOSE BRUSH

Multi-Purpose Brush can be used for hard and carpeted floors. It is designed for dry vacuuming only.

Use button to retract bristles for carpeted floors or to extend bristles for hard floors.





WET VACUUMING

- **Do not use VENTUS Electro Brush, Hand Electro Brush, Hand Turbo Brush or Multi-Purpose Brush on wet surfaces!**
- Fill the Water Pan with approximately ¼ gallon of water.
- When vacuuming liquids, please use caution not to exceed the maximum level mark in the Water Pan.
- Use the Transparent Nozzle.



BLOWING

- Remove exhaust grid on Motor Unit Assembly.
- For full power while blowing, switch on the HYLA, connect the Flexible Hose to the front connector first and then connect the hose to the exhaust.
- Do not turn off HYLA while switching the Flexible Hose from the front to the back.




AFTER EACH USE

1. **Turn off the main switch and disconnect the power cord from the power source.**
2. Empty the Water Pan Assembly immediately after use and rinse with clean water. DO NOT put Water Pan Assembly in dish washer!
3. Wipe the underside of the Motor Unit Assembly using a wet cloth. Do not rinse the Motor Unit Assembly with water!
4. After use, the HYLA System should be stored with the handle in the opposite position, to let it dry.

WARNINGS

- **Disconnect the power cord from the power source before removing the motor unit assembly from the Water Pan!**
- DO NOT use the System without water!
- The HYLA EST Air and Room Cleaning System is not designed for vacuuming larger quantities of mineral dust!
- DO NOT vacuum flammable liquids!





ADDITIONAL APPLICATIONS

1. Removal of dust on delicate plants, silks, etc.
2. Cleaning upholstery (also car interior).
3. Vacuuming mattresses, pillows, blankets, etc.
4. Light vacuuming curtains, drapes, etc.
5. Cleaning of delicate hard surfaces.
6. Wet vacuuming of carpets.
7. Cleaning and unclogging drains.
8. Deep cleaning mattresses.



1



2



3



4



5



6



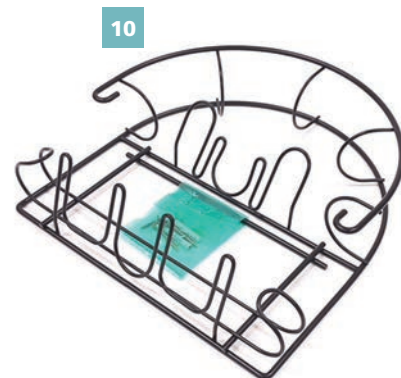
7



8



9



10



11

HYLA OPTIONAL ACCESSORIES

1. Hand Electro Brush
2. Inflator / Deflator Set
3. Radiator Brush
4. Natural Bristle Floor Brush
5. Wet Floor Mop with Cloths
6. Mop Adapter with Cloths
7. Pet Brushes
8. Cushion Bag
9. Vacuum Seal Storage Bag
10. Accessories Wall Mount
11. Window Washer Set
(Window Washer with Hose, Multi-Purpose
Cleanser and Microfiber Cloth)

HYLA SANITIZER

HYLA Sanitizer (17 fl. oz.) is especially designed for HYL A Air and Room Cleaning System and HYL A AERA. Add HYL A Sanitizer to the water in the HYL A Water Pan or AERA Water Pan for air refreshment and to neutralise unpleasant odors, or use it directly on surfaces with HYL A microfiber cloth.



HYLA AERA WATER AIR FRESHENER

WHITE | BLACK

The HYL A AERA Water Air Freshener is a unique air filtering system that uses water as filter. Dirt, dust and allergens are trapped in water. Using centrifugal effect, the HYL A AERA Water Air Freshener washes the in-blown air. To give your home a scent of nature, add a few drops of HYL A fragrance. Clean fresh air is blown back into the room.



HYLA NATURAL CARE

To improve your wellbeing and optimal functionality of HYL A system and accessories we recommend to use only HYL A products.

PERSONAL CARE SET

Natural care for your body. Made of eucalyptus, lavender, aloe vera, mint, and olive oil. Allergen free. Vegan friendly.

NATURAL BALSAMIC ESSENCES

100% naturally made. Only use original and authorized essential oils (Mint, Lavender, Pine or Eucalyptus, Orange, Lemon).

HYLA SANE 50 ML

Sanitizes and nourishes the skin of your hands. Made of natural ingredients only.

AQUA FRESH

Certified anti-bacterial, also neutralizes bad odors.



Personal Care Set (Hair Conditioner 6.7 fl. oz., Shampoo 6.7 fl. oz., Hand Cream 1.7 fl. oz., Deodorant 1.7 fl. oz., Shower Gel 6.7 fl. oz., Body Lotion 6.7 fl. oz.)



Natural Balsamic Essences 3 x 0.6 fl. oz.

HYLA Sane 1.7 fl. oz.

Aqua Fresh 6.7 fl. oz.

HYLA EST NIMBUS WET CLEANING SYSTEM (OPTIONAL)

Cleaning fluid section

WARNING:

To reduce the risk of fire and electric shock due to internal component damage, use only Hyla Cleaning Fluid intended to use with the appliance.

The NIMBUS system is an integral part of the Hyla EST Cleaning System and is designed for:

- Wet cleaning most hard floors (ceramics, tiles, vinyl, etc.),
- Wet cleaning most kinds of carpets,
- Wet cleaning upholstery and car seats,
- Additional Spraying Function.

Specifications:

- NIMBUS Fresh Water Tank: 0.9 gallon
- Cleaning capacity per NIMBUS Fresh Water Tank filling:
 - 150 – 200 sq ft for hard floors
 - 30 – 60 sq ft for carpeted floors
- Add 2–4 capfuls of original Hyla cleanser.



HYLA EST NIMBUS WET CLEANING SYSTEM

COMPONENTS

1. NIMBUS Fresh-Water Tank
2. Flexible Water Hose EST with valve
3. Hard Floor Nozzle
4. Carpet Nozzle
5. Upholstery Nozzle
6. Spray Nozzle
7. HYLE Cleanser for hard floors (17 fl. oz.)
8. HYLE Cleanser for carpeted floors and upholstery (17 fl. oz.)
9. NIMBUS Click-Connect Wand (2 pcs.) – with integrated fresh water line



PREPARATION FOR USE

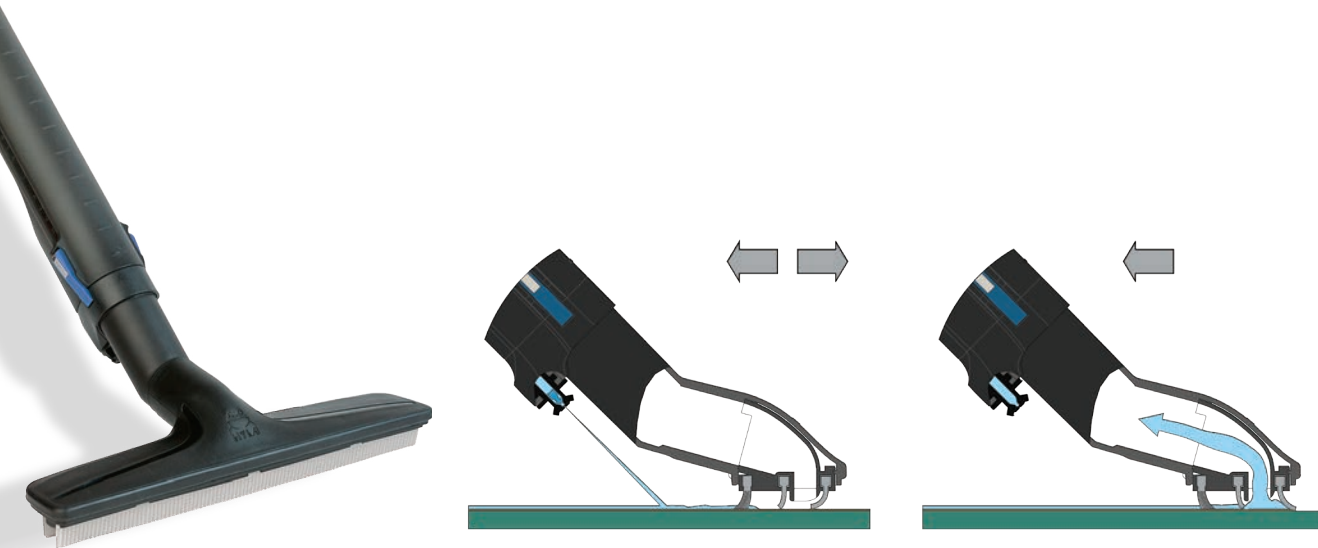
- Fill the NIMBUS Fresh-Water Tank with max. 0.9 gallon of water (max. 104 °F).
- Add 2–4 capfuls of original HYLE cleanser.
- Fill HYLE Water Pan with approximately ¼ gallon of water.
- Remove the HYLE exhaust grid and mount the NIMBUS Fresh-Water Tank onto the Motor Unit Assembly.
- Connect the NIMBUS Hose to the Motor Unit Assembly and connect the integrated Fresh-Water Tube to the NIMBUS Fresh-Water Tank Valve.
- After every use, make sure to completely empty the NIMBUS Fresh-Water Tank.



WET CLEANING OF HARD FLOORS

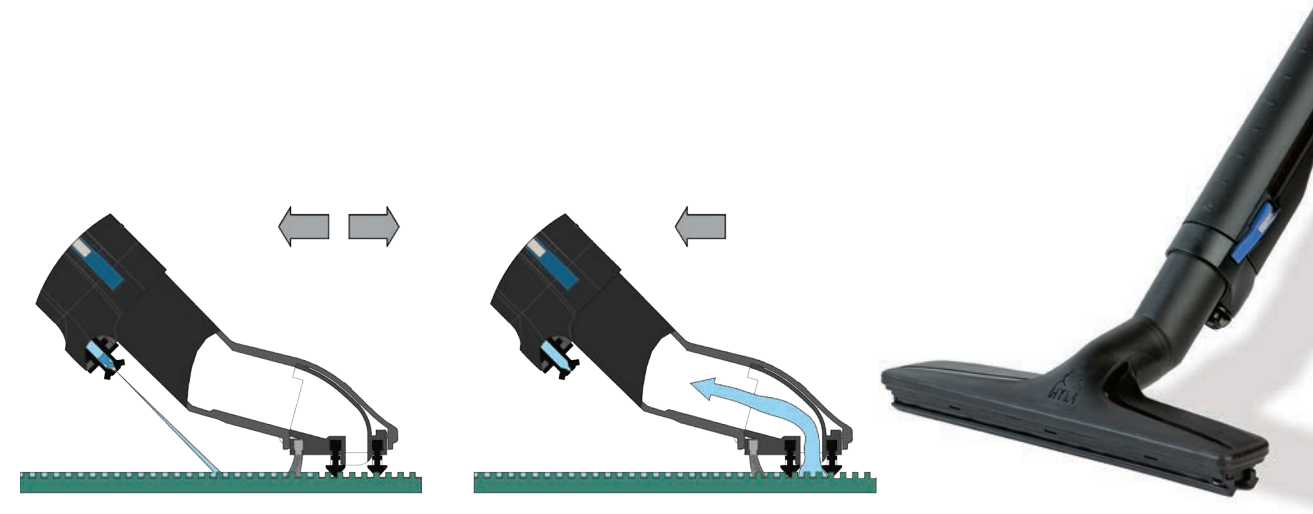
- Connect the Hard Floor Nozzle to the Suction Tube.
- Turn on the main switch and pull the valve trigger to start the water flow.
- Clean the floor by moving the nozzle back and forth.
- Release the valve trigger and dry the cleaned floor by moving the nozzle backwards.
- Use caution during wet cleaning not to exceed the maximum level mark in the HYL A Water Pan.

WARNING! Wet floors may be slippery!



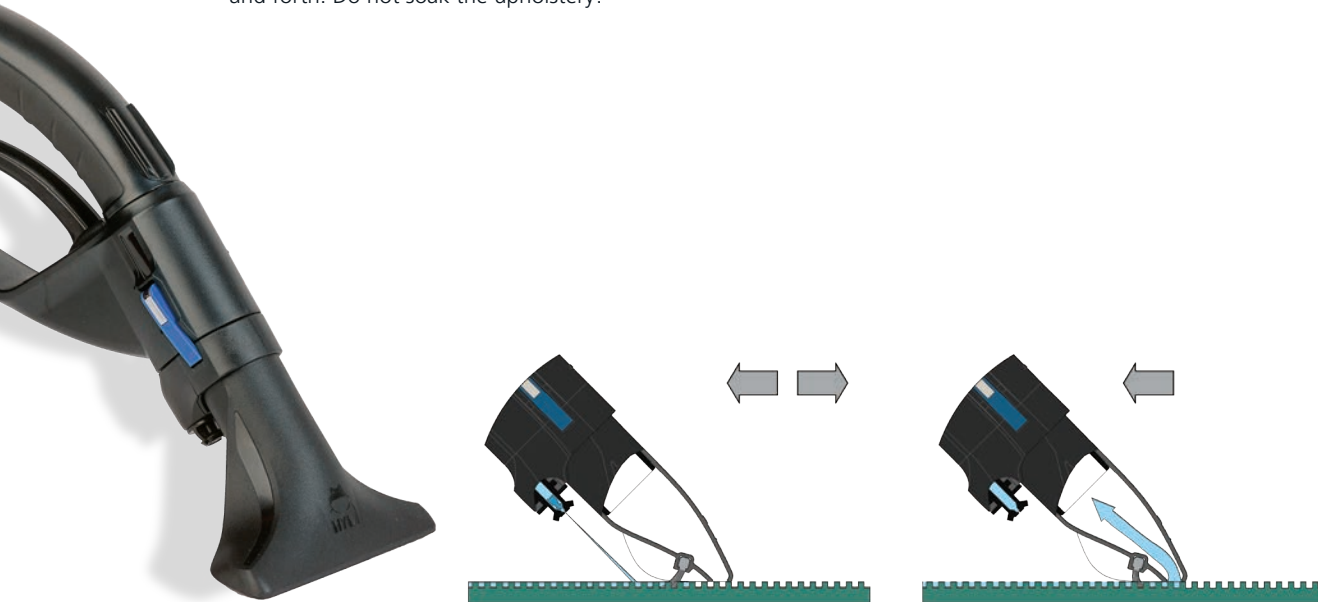
WET CLEANING OF CARPETED FLOORS

- Connect the Carpet Nozzle to the Suction Tube.
- Turn on the main switch and pull the valve trigger to start the water flow.
- Wash the carpet by moving the nozzle back and forth. Do not soak the carpet!
- Release the valve trigger and dry the cleaned carpet by moving the nozzle backwards.
- Use caution during wet cleaning not to exceed the maximum level mark in the HYL A Water Pan.



WET CLEANING OF UPHOLSTERY

- Connect the Upholstery Nozzle to the Suction Hose.
- Turn on the main switch and pull the valve trigger to start the water flow.
- Wash upholstery by moving the nozzle back and forth. Do not soak the upholstery!
- Release the valve trigger and dry the cleaned upholstery by moving the nozzle backwards.
- Use caution during wet cleaning not to exceed the maximum level mark in the HYL A Water Pan.



SPRAYING

- Connect the Spray Nozzle to the Suction Hose.
- Turn on the main switch and pull the valve trigger to start the water flow.
- Use water spray to wash or wet surfaces.
- Release the valve trigger to stop the water flow. If necessary, water may be vacuumed.



WARNING!

- Please use only original HYL A liquid cleansers. Using other cleansers may damage your System!
- Before refilling the NIMBUS Fresh-Water Tank, empty the HYL A Water Pan and refill with approximately ¼ gallon of fresh water.
- Empty water from the HYL A System after use.
- After every use, make sure to completely empty NIMBUS Fresh-Water Tank, so that the NIMBUS Fresh-Water Tank is stored dry.



E EST (D) 0921
US G EST 1022

WARRANTY AND SERVICE

Distributor stamp:

HYLA USA Corporate Headquarters provides you with a limited warranty, as detailed on your Warranty Card. Please keep your Warranty Card for your future reference. For service please contact the HYL A Distributor or Dealer from whom your appliance was purchased. If you do not receive satisfactory warranty service, please contact the HYL A USA Corporate Headquarters at (954) 571-5550.



www.hyla-us.com
All rights reserved, including the right to technical modifications without impairing the quality or performance of the HYL A EST Cleaning System.

