

OVER 30 YEARS WORLDWIDE



THE LUXURY OF PURE NATURE

*EST*



# CONGRATULATIONS!

You are now the owner of a HYL A Air and Room Cleaning System!

This is an important step towards improving your home environment. Regular use of the HYL A System will make your home feel more comfortable, healthy and fresh.

Once you get used to operating the HYL A System, you will be able to eliminate dust and also to remove the main source of allergies, dust mites.

What is more, your decision to purchase the HYL A System increases global awareness about the importance of

cleanliness and promotes the use of this superior product!

HYLA is a globally renowned company. Our central goal is to produce the very best for our customers! This is why we never stop improving our product.

The improvements are based on in-depth market research and first-rate engineering. This enables us to successfully combine future-oriented technology and design, high quality and ease of use, as well as high safety standards and environmental awareness.

Thank you for choosing HYL A!

  
Janež Pogačar  
HYLA d.o.o.

  
Wilfried Metzger  
HYLA International  
GmbH & Co. KG





# WELCOME TO THE HYL A FAMILY!

---

HYLA Systems have been available worldwide for over 30 years!

Our engineers are continually improving the HYL A System to make it ever more useful, easy to use and functional. This would not have been possible without you, our valued customers, who have been experimenting yourselves, testing and trying different ways of using HYL A in your homes.

This is our joint result!

Having purchased the HYL A System, you have become a member of the wonderful HYL A Family!

For more information about the HYL A contact your local Representative or visit [www.hyla.com](http://www.hyla.com).

**Have fun with your HYL A!**

**Enjoy the healthy comfort of your home!**

HYLA MAKES BREATHING AN EXPERIENCE!



## NATURE IN YOUR HOME

---

Every day we hear more disturbing news about our environment.

In the changing environmental conditions, marked by pollution, deforestation and global warming, numerous diseases are rapidly increasing, badly affecting all of us – particularly our children and the elderly. Asthma and different kinds of allergies are no longer rare. Today, one in every three children is affected and not even adults' immune systems can resist the effects of ecological changes forever.

We all feel the effects of these changes unfolding in front of our eyes. This is why we want to offer our children and ourselves the best we can.

By purchasing your Hyla System, you have taken an important step towards improving your health and the general quality of life in your home.

Now that you are a member of the worldwide Hyla Family, it is your chance to take action at home!

HYLA MAKES BREATHING AN EXPERIENCE!



# QUALITY OF LIFE

---

We all dream of a clean, healthy and cosy home. Cleanliness and health stand for high quality of life.

The HYLA System is an important contribution to raising environmental awareness in the world, as well as in your home.

With HYLA, you will be able to recreate the effects of natural phenomena – such as rain and the geyser – in your home!

Get your HYLA running and seize the day!

You deserve it!

**HYLA MAKES BREATHING AN EXPERIENCE!**



# GOALS AND DESIRES

---

Each and every one of us has goals and desires. We all try to find our own ways to fulfil them.

You have shown that you are ready to trust an innovative and unique product! You have made the first step towards achieving your goals and fulfilling your desires.

HYLA is here to support you!

If you have any questions about the HYLA System and the HYLA Family, contact your local HYLA Representative!

HYLA MAKES BREATHING AN EXPERIENCE!

# HIGH TECH



Our all-new separator - patent pending\*.

\*Even better: The previous model of our new separator was already a unique innovation: HYLA built the world's first self-cleaning separator for room cleaning devices. This has been patented in many countries around the world. HYLA is also seeking this protection for the new and improved separator, which is subject to an international patent application procedure under the number PCT/SI2020/050009 since March 2020.

As the air and dust enter the HYLA System, the separator creates an upward stream of water. The geyser effect assures optimised filtration that



thoroughly washes the air and returns it clean into your home.

In the production of the HYLA System we only use high-quality materials.

Our production methods (ISO 9001 certified) guarantee a long lifespan and reliability of our product. HYLA complies with all globally recognised standards, including SIQ, SEV, UL, CSA, KC, CCC, EAC and ENEC.

HYLA stands for quality and confidence.

For more information about the HYLA Warranty, please contact your local Representative or visit [www.hyla.com](http://www.hyla.com).



Ljubljana | SLOVENIA



HYLA d.o.o.  
PRODUCTION FACILITY

HYLA INTERNATIONAL  
GMBH & CO. KG  
MARKETING & SALES HEADQUARTERS



Filderstadt | GERMANY





## HYLA EXCELLENCE IN CUSTOMER SERVICE

---

HYLA provides our customers with a high-quality product and an outstanding after sales service!

We know that only a satisfied customer will recommend a product.

For maintenance of your HYLA System, please refer to the Owner's Manual, the Warranty, or contact your local Representative.

For more information about HYLA visit: [www.hyla.com](http://www.hyla.com)



# HYLA EST OWNER'S MANUAL



# HYLA EST AIR AND ROOM CLEANING SYSTEM

The Hyla Est Air and Room Cleaning System cleans the air through a water-based filtration process. The system is intended for household use only.

Applications:

- Air cleaning and deodorising
- Dry vacuuming
- Deep vacuuming using electro brush
- Wet vacuuming
- Wet cleaning of hard floors
- Wet cleaning of carpeted floors and upholstery

SPECIFICATIONS:

Voltage	220–240 V, 50-60 Hz
HYLA Power	200 W – air cleaning mode, 730 W – vacuuming mode
Electro Nozzle	150 W
Max air flow	2,5 m³/min
Water pan capacity	4 l (to the water level mark)
Noise level	75–78 dB

# IMPORTANT SAFETY INSTRUCTIONS

## PLEASE READ ALL INSTRUCTIONS BEFORE USING THE HYL A EST CLEANING SYSTEM.

**When using any electrical appliance, certain basic precautions should always be followed. To reduce the risk of fire, electric shock or injury:**

- Do not leave any electric appliance when plugged in. Always unplug the appliance from outlet when not in use and before cleaning or servicing it in any way.
- Use indoors only.
- Do not allow the appliance to be used as a toy. Close attention is necessary when your HYL A is used by or near children.
- Use only as described in this manual. Use only the manufacturer's recommended accessories.
- Do not use with damaged cord or plug. If your HYL A is not working as it should, has been dropped, left outdoors or immersed into water, please return it to a service centre.
- Do not pull or carry by cord, or use the cord as a handle. Do not close the door on the cord or pull the cord around sharp edges or corners. Do not run appliance over the cord. Keep cord away from heated objects.
- Do not unplug by pulling on the cord. To unplug, grasp the plug, not the cord.
- Do not handle plug or cord with wet hands.
- Do not put any objects into openings. Do not use with any opening blocked; keep free of dust, lint, hair, and anything that may reduce air flow.
- Keep hair, loose clothing, fingers and all parts of the body away from openings and moving parts.
- Turn off all controls before unplugging the appliance.
- Use extra care when cleaning on stairs.
- Do not use to pick up flammable or combustible liquids, such as gasoline, or use in areas where they may be present.
- This appliance is provided with double insulation. Use only identical replacement parts.
- Do not use without water as filter in the water pan.
- Do not pick up anything that is burning or smoking, such as cigarettes, matches or hot ashes.
- Do not use the Electro Nozzle outdoors or on wet surfaces.
- This appliance can be used by children aged 8 years and above and persons with reduced physical, sensory or mental capabilities or lack of experience and knowledge if they have been given supervision or instruction concerning use of the appliance in a safe way and understand the hazards involved.
- Children shall not play with the appliance.
- Cleaning and user maintenance shall not be made by children without supervision.
- If the supply cord is damaged, it must be replaced by the manufacturer, its service agent or similarly qualified persons in order to avoid a hazard.
- Always turn off the appliance before connecting or disconnecting the Electro Nozzle.



- This unit is intended for attended operation only.

**Caution:** the electro suction hose contains electrical connections:

- Do not use to vacuum water,
- Do not immerse in water for cleaning,
- The hose should be checked regularly and must not be used if damaged.

**Caution:** risk of explosion if battery is replaced by incorrect type; dispose of used batteries according to the instructions.

**SAVE THESE INSTRUCTIONS.**

**DECLARATION OF  
CONFORMITY**

Manufacturer: HYLA d.o.o.  
Brnčičeva ulica 47  
1231 LJUBLJANA-ČRNUČE  
SLOVENIA

Details of electrical equipment:

**HYLA AIR AND ROOM CLEANING SYSTEM**

Model: **HYLA EST**

Directives this equipment complies with:

**2004/108/EC – Electromagnetic compatibility (EMC)**

**2014/35/EC – Low voltage equipment (LVD)**

Harmonised Standards  
applied in order to verify  
compliance with directives:

**EMC**

EN 55014-1  
EN 55014-2  
EN 61000-3-2  
EN 61000-3-3

**LVD**

EN 60335-1  
EN 60335-2-2  
EN 62233

Ljubljana, 14. 09. 2019

HYLA d.o.o.:

Janez Pogačar

In case the product has been modified without manufacturer's agreement, this declaration becomes null and void,  
and the Warranty expires.



# HYLA EST

## COMPONENTS

1. Motor Unit Assembly with EST Defender Separator
2. Water Pan Assembly
3. Trolley Assembly



1



2



3



# PREPARATION

## FOR USE

- Fill Water Pan Assembly with water up to mark on Water Pan Assembly and geyser tube (4 l).
- Use the Water Pan Assembly handle for carrying and locking the Motor Unit Assembly.



WATER TO THIS LEVEL

## AIR CLEANING

The motor power is reduced for optimum air flow and lower noise.

Use with Noise Reducer cover. To give the air a scent of nature, add a few drops of HYL A fragrance to the water in the Water Pan Assembly. Use only non-foaming fragrances.

## HYL A FRAGRANCES

There are 8 different natural HYL A Fragrances available: Lavender, Pine, Lemon, Eucalyptus, Vanilla-Strawberry, Everest, Exotic and Menthe.

Available as single 90 ml and 4 x 90 ml bottles of fragrances.



HYL A Fragrances Set LPLE (4 x 90 ml)  
Lavender | Pine | Lemon | Eucalyptus



HYL A Fragrances Set VEEM (4 x 90 ml)  
Vanilla-Strawberry | Everest | Exotic | Menthe

## HYL A STANDARD ACCESSORIES

1. Flexible Dry Hose
2. Hard Dry Tube EST (2 pcs.)
3. Crevice Tool
4. Modular Nozzle Set
5. Clothes Brush EST
6. Furniture Brush EST
7. Multi-Purpose Brush
8. Blowing Nozzle EST



# HYLA EST VENTUS ELECTRO BRUSH SET

- Electro Brush
- Flexible Electro Hose EST with Remote Control Unit
- Hard Electro Tube EST (2 pcs.)



# DEEP CLEANING OF CARPETED FLOORS

## WITH HYLA ELECTRO NOZZLE

Please always turn off the main switch of the HYLA System before connecting or disconnecting the Electro Brush. Before assembly, first ensure the Electro Brush is set firmly on a flat surface and the swivel neck is locked in an upright position. Assemble the Hard Electro Tubes onto the Electro Brush. Insert the handle of the Flexible Electro Hose into the Hard Electro Tube and connect the Electro Flexible Hose to the Motor Unit. The main switch will turn on the Electro Nozzle. To activate the Electro Nozzle, release the Hard Electro Tube from its parking upright locked position by pressing the button located to the left of the swivel neck. You will see a green light indicating operation. You can also use the Remote Control Unit to switch on/off the Electro Nozzle and the HYLA.

### Maintenance:

- Disconnect power from the Electro Nozzle.
- Cut and vacuum textile fibres to remove from the brush.



### WARNING:

Never use the Electro Nozzle outdoors or on wet surfaces. If the Electro Nozzle is overloaded, the built-in protection will turn the Nozzle off and the red light indicator may come on. Do not touch the brush roller! Disconnect the power from the Electro Nozzle and clear any objects blocking the roller. The Electro Nozzle will operate when re-powered. Make sure body parts and any loose clothing are well clear of rotating parts.



# DEEP CLEANING OF UPHOLSTERY

---

## WITH HAND ELECTRO BRUSH (OPTIONAL)

Connect it to the Electro Flexible Hose. It is designed for dry vacuuming only.

### Maintenance:

- Disconnect the power cord from the power source.
- Cut and vacuum textile fibres to remove from the brush.



# DRY VACUUMING

---

## DRY VACUUMING WITH MULTI-PURPOSE BRUSH

Multi-Purpose Brush can be used for hard and carpeted floors. It is designed for dry vacuuming only.



# WET VACUUMING



---

- **Do not use VENTUS Electro Brush, Hand Electro Brush, Hand Turbo Brush or Multi-Purpose Brush on wet surfaces!**
- Fill the Water Pan with approximately 1 litre of water.
- When vacuuming liquids, please use caution not to exceed the maximum level mark in the Water Pan.
- Use the Modular Nozzle.



## BLOWING

- Remove exhaust grid on Motor Unit Assembly.
- For full power while blowing, switch on the HYL A, connect the Flexible Hose to the front connector first and then connect the hose to the exhaust.




## AFTER EACH USE

1. **Turn off the main switch and disconnect the power cord from the power source.**
2. Empty the Water Pan Assembly immediately after use and rinse with clean water.
3. Wipe the underside of the Motor Unit Assembly using a wet cloth. Do not rinse the Motor Unit Assembly with water!
4. After use, the HYL A System should be stored with the handle in the opposite position, to let it dry.

### WARNINGS

- **Disconnect the power cord from the power source before removing the motor unit assembly from the Water Pan!**
- DO NOT use the System without water!
- The HYL A EST Air and Room Cleaning System is not designed for vacuuming larger quantities of mineral dust!
- DO NOT vacuum flammable liquids!





## ADDITIONAL APPLICATIONS

1. Cleaning dust on delicate plants, silks, etc.
2. Cleaning upholstery (also car interior).
3. Vacuuming mattresses, pillows, blankets, etc.
4. Light vacuuming curtains, drapes, etc.
5. Vacuuming dust on delicate floors.
6. Wet vacuuming of carpets.
7. Cleaning and unclogging drains.
8. Deep cleaning mattresses.



1



2



3



4



5



6



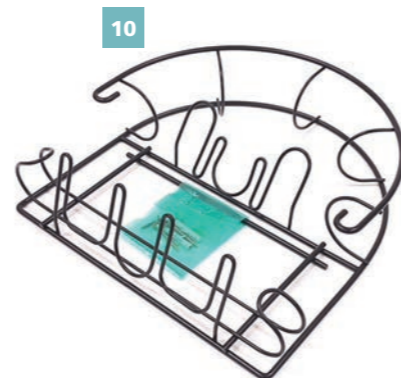
7



8



9



10



11

## HYLA OPTIONAL ACCESSORIES

1. Hand Electro Brush
2. Blowing Nozzle Set EST
3. Radiator Brush
4. Dusting Brush EST
5. Wet Cloth Nozzle Set EST
6. Cloth Holder with Set of Cloths
7. Horse Brushes
8. Vacuum Bags
9. Zipper Vacuum Bags
10. Accessories Wall Mount
11. Window Washer Set  
(Window Washer with Hose, Multi-Purpose  
Cleanser and Microfiber Cloth)

# HYLA SANITIZER

HYLA Sanitizer (500 ml) is especially designed for HYL A Air and Room Cleaning System and HYL A AERA. Add HYL A Sanitizer to the water in the HYL A Water Pan or AERA Water Pan for air refreshment and to neutralise unpleasant odours, or use it directly on surfaces with HYL A microfiber cloth.



# HYLA AERA WATER AIR FRESHENER

WHITE | BLACK

The HYL A AERA Water Air Freshener is a unique air filtering system that uses water as filter. Dirt, dust and allergens are trapped in water. Using centrifugal effect, the HYL A AERA Water Air Freshener washes the in-blown air. To give your home a scent of nature, add a few drops of HYL A fragrance. Clean fresh air is blown back into the room.



# HYLA NATURAL CARE

To improve your wellbeing and optimal functionality of HYL A system and accessories we recommend to use only HYL A products.

## PERSONAL CARE SET

Natural care for your body. Made of eucalyptus, lavender, aloe vera, mint, and olive oil. Allergen free. Vegan friendly.

## NATURAL BALSAMIC ESSENCES

100% naturally made. Only use original and authorised essential oils (Menthe, Lavender, Pine or Eucalyptus, Orange, Lemon).

## HYLA SANE 50 ML

Sanitises and nourishes the skin of your hands. Made of natural ingredients only.

## AQUA FRESH

Certified anti-bacterial, also neutralises bad odours.



Personal Care Set (Hair Conditioner 200 ml, Shampoo 200 ml, Hand Cream 50 ml, Deodorant 50 ml, Shower Gel 200 ml, Body Lotion 200 ml)



Natural Balsamic Essences 3 x 20 ml



HYLA Sane 50 ml



Aqua Fresh 200 ml

# HYLA EST NIMBUS WET CLEANING SYSTEM (OPTIONAL)

The NIMBUS system is an integral part of the HYLA EST Cleaning System and is designed for:

- Wet cleaning most hard floors (ceramics, tiles, vinyl, etc.),
- Wet cleaning most kinds of carpets,
- Wet cleaning upholstery and car seats,
- Additional Spraying Function.

## Specifications:

- NIMBUS Fresh Water Tank: 3,5 l
- Cleaning capacity per NIMBUS Fresh-Water Tank filling:
  - 15–20 m<sup>2</sup> for hard floors
  - 3–6 m<sup>2</sup> for carpeted floors
- Add 20 to 40 ml (2–4 capfuls) of original HYLA cleanser



# HYLA EST NIMBUS WET CLEANING SYSTEM

## COMPONENTS

1. NIMBUS Fresh-Water Tank
2. Flexible Water Hose EST with valve
3. Wet Hard Floor Nozzle EST
4. Wet Carpet Nozzle EST
5. Wet Upholstery Nozzle EST
6. Spray Nozzle
7. Hyla Cleanser for hard floors (500 ml)
8. Hyla Cleanser for carpeted floors and upholstery (500 ml)
9. Hard Water Tube EST (2 pcs.)



## PREPARATION FOR USE

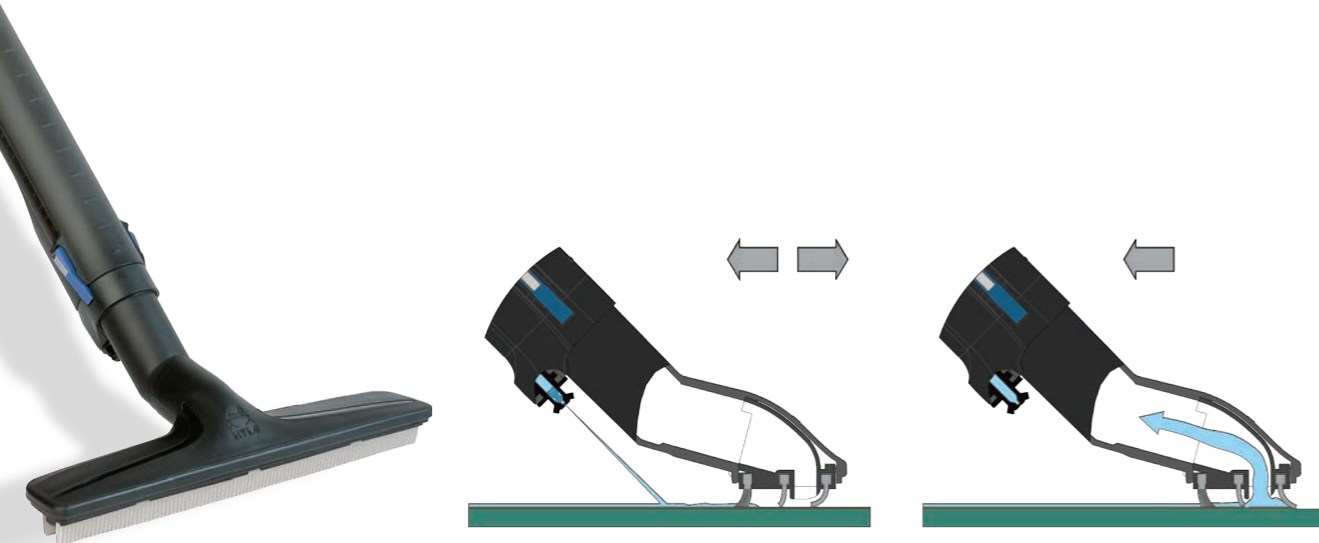
- Fill the NIMBUS Fresh-Water Tank with max. 3,5 l of water (max 40°C).
- Add 20 to 40 ml (2–4 capfuls) of original Hyla cleanser.
- Fill Hyla Water Pan with approximately 1 litre of water.
- Remove the Hyla exhaust grid and mount the NIMBUS Fresh-Water Tank onto the Motor Unit Assembly.
- Connect the NIMBUS Hose to the Motor Unit Assembly and connect the integrated Fresh-Water Tube to the NIMBUS Fresh-Water Tank Valve.
- After every use, make sure to completely empty the NIMBUS Fresh-Water Tank.



## WET CLEANING OF HARD FLOORS

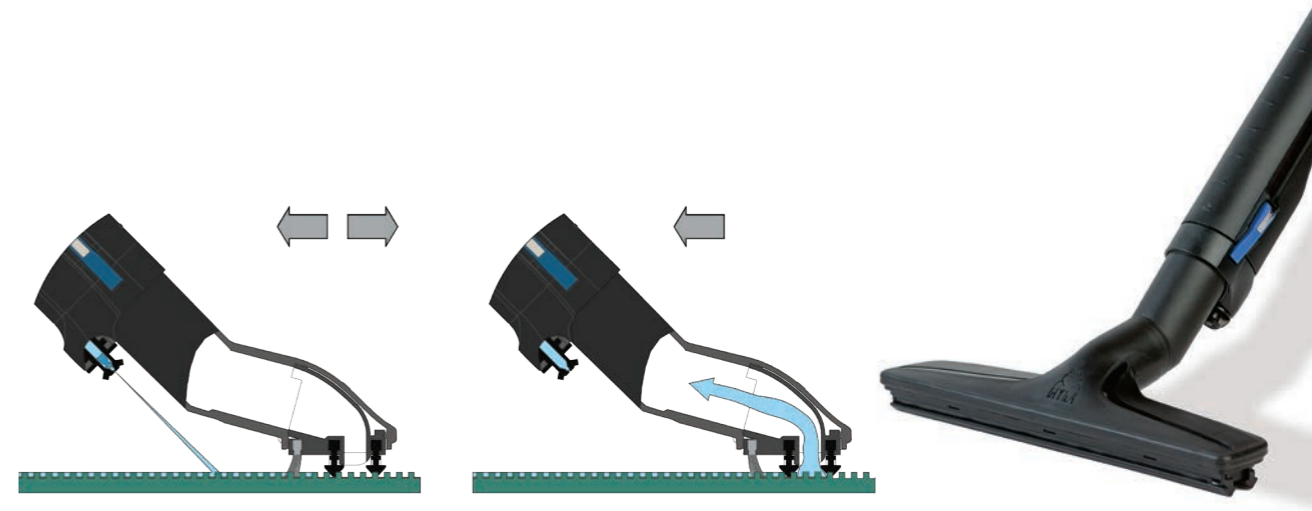
- Connect the Hard Floor Nozzle to the Suction Tube.
- Turn on the main switch and pull the valve trigger to start the water flow.
- Clean the floor by moving the nozzle back and forth.
- Release the valve trigger and dry the cleaned floor by moving the nozzle backwards.
- Use caution during wet cleaning not to exceed the maximum level mark in the HYL A Water Pan.

**WARNING! Wet floors may be slippery!**



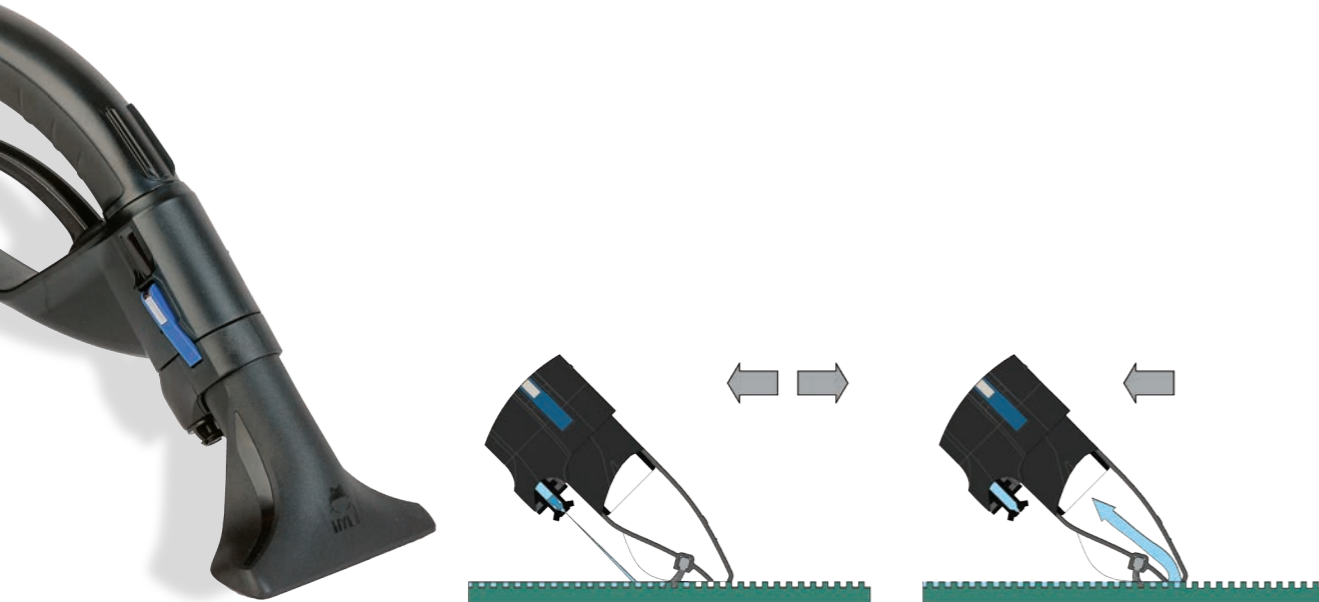
## WET CLEANING OF CARPETED FLOORS

- Connect the Carpet Nozzle to the Suction Tube.
- Turn on the main switch and pull the valve trigger to start the water flow.
- Wash the carpet by moving the nozzle back and forth. Do not soak the carpet!
- Release the valve trigger and dry the cleaned carpet by moving the nozzle backwards.
- Use caution during wet cleaning not to exceed the maximum level mark in the HYL A Water Pan.



## WET CLEANING OF UPHOLSTERY

- Connect the Upholstery Nozzle to the Suction Hose.
- Turn on the main switch and pull the valve trigger to start the water flow.
- Wash upholstery by moving the nozzle back and forth. Do not soak the upholstery!
- Release the valve trigger and dry the cleaned upholstery by moving the nozzle backwards.
- Use caution during wet cleaning not to exceed the maximum level mark in the HYLE Water Pan.



## SPRAYING

- Connect the Spray Nozzle to the Suction Hose.
- Turn on the main switch and pull the valve trigger to start the water flow.
- Use water spray to wash or wet surfaces.
- Release the valve trigger to stop the water flow. If necessary, water may be vacuumed.



# WARNING!

- Please use only original HYL A liquid cleansers. Using other cleansers may damage your System!
- Before refilling the NIMBUS Fresh-Water Tank, empty the HYL A Water Pan and refill with approximately 1 litre of fresh water.
- Empty water from the HYL A System after use.
- After every use, make sure to completely empty NIMBUS Fresh-Water Tank, so that the NIMBUS Fresh-Water Tank is stored dry.



E EST (D) 0921  
EN EST 0722

# SERVICE

Distributor stamp:



For maintenance please contact your local HYL A Representative.

[www.hyla.com](http://www.hyla.com)

All rights reserved, including the right to technical modifications without impairing the quality or performance of the HYL A EST Cleaning System.

