





CONGRATULATIONS!

By purchasing your Hyla System, you have taken an important step forward towards feeling more comfortable and healthy. You will realize through continuous use of your Hyla how it will cut down the dust in your rooms and in the air. What is more, your decision to purchase a Hyla will help to promote the use of such superior water-based filtration systems all around the world!


Many people you know are probably not familiar with this Air and Room Cleaning concept. Your referral can make it possible for your friends and family to take advantage of this inimitable system!

As a worldwide renowned company, we made it our goal to produce – through continuous innovation, market research and development – only the very best for our customers.

Hyla combines a future-oriented technology, highest quality, product safety and environmental awareness based on our unique patented separator technology.

We very much appreciate your trust in our product and company.


Janez Pogacar
HYLA d.o.o.


Doro Erjavec
HYLA d.o.o.


Wilfried Metzger
HYLA International GmbH & Co. KG



WELCOME TO THE HYL A FAMILY!

HYLA Systems have been sold worldwide for over two decades! For a long time, many people all over the world have been experimenting with different ways and methods of keeping their houses as clean as they possibly could. By acquiring a HYL A System, you are now also a member of this wonderful worldwide HYL A Family!

Our goal is to fully satisfy our customers with this unique product and be available to them all the time.

We know that excellent service is essential, so please do not hesitate to contact us any time with your questions regarding your HYL A.

Have a lot of fun with your HYL A and enjoy it!



NATURE IN YOUR HOME

Every day we seem to hear more disturbing news about our environment. Damaged forests, environmental pollution, smog and ozone holes are only some of what we know.

Due to these reasons, numerous diseases are rapidly increasing - and are particularly affecting our children. Allergies and asthma are, unfortunately, no longer rare. Today, one in every three children is affected, and not even adults can be sure that their immune systems can permanently resist ecological damages.

We are all concerned about the changes in our environment and want to offer our children and ourselves the best we can.

By purchasing your HYL A, you have taken an important step to improve the quality of your life and health in your home.

Addressing environmental damages demands a worldwide action, and now that you are a member of the worldwide HYL A family it is your chance to take action at home.

HYL A makes breathing an experience!



QUALITY OF LIFE

Cleanliness is an essential way of life for all our HYL A customers. Purity represents quality of life and it is provided by the HYL A worldwide, as well as in your home.

Seize the moment and enjoy nature every day!

You deserve it!

HYL A makes breathing an experience!



GOALS AND DESIRES

Each and every one of us has goals and desires.

To fulfil them, we travel down different pathways.

By selecting HYL A, you have shown that you are ready to trust an innovative, unique product from our HYL A Company! Perhaps, this is your first step on your own life pathway.

HYL A can support you in achieving your goals and realizing your desires.

Don't hesitate to ask your HYL A Representative for detailed information regarding our HYL A Family.

HYL A makes breathing an experience!

HIGH TECH

HYLA GST SEPARATOR TECHNOLOGY

The unique, worldwide-patented separator technology guarantees that the HYL A is a state-of-the-art product.

The HYL A GST filtration system is based on the fascinating natural phenomenon – geyser. The air and dust entering the HYL A water pan create an upward stream of water – the HYL A geyser. This effect is assuring optimised filtration by creating a mixture of water droplets and dust particles at the separator.

Only the high-quality materials we use and our meticulous production methods (certified by ISO 9001) will guarantee the life span and reliability of our product.

HYLA complies with all worldwide recognized test standards, for example TÜV, SEV, UL, JET, KETI, QAS, etc.

The state-of-the-art manufacturing processes as well as the steadily increasing production facilities are essential to provide for a steady growth of the company.

HYLA stands for quality and confidence.

Please ask your Representative to inform you about the excellent HYL A Warranty!



HYLA INTERNATIONAL GmbH & Co. KG

Marketing & Sales Headquarters

Filderstadt | GERMANY



HYLA d.o.o.

Production Facility

Ljubljana | SLOVENIA



HYLA EXCELLENCE IN CUSTOMER SERVICE

We know that only our most satisfied customers will refer and recommend our product. Therefore, it is essential to us that you constantly enjoy your HYL A! If you have any questions regarding applications or operation of your HYL A System, please contact your HYL A Representative. For technical service of your HYL A System, please contact the HYL A Distributor from whom your System was purchased.

For detailed information, please refer to the Warranty which you received from your Distributor.



HYLA GST AIR AND ROOM CLEANING SYSTEM

The HYL A GST Cleaning System aspirates and cleans the air by means of water-based filtration.

Applications:

- Air cleaning and deodorizing
- Usual domestic dry vacuuming
- Deep cleaning with electro and turbo brushes
- Wet vacuuming
- Wet cleaning of hard floors
- Wet cleaning of carpeted floors and upholstery

Specifications:

- Voltage: 220 – 240 V, 50/60 Hz
- HYL A Power: 500 W – air cleaning mode
850 W – suction mode
- Electro Nozzle: 150 W
- Max air flow: 2,5 m³/min
- Water pan capacity: 4 litres (to the water level mark)
- Noise level: 75 – 78 dB



IMPORTANT SAFETY INSTRUCTIONS

Please read all instructions before using the HYLA GST Cleaning System.

WARNINGS

When using any electrical appliance, certain basic precautions should always be followed. To reduce the risk of fire, electric shock or injury:

- Do not leave any electric appliance when plugged in. Always unplug appliance from outlet when not in use and before cleaning or servicing it in any way.
- Use indoors only.
- Use only as described in this manual. Use only the manufacturer's recommended attachments.
- Do not use with damaged cord or plug. If your HYLA is not working as it should, has been dropped, left outdoors or dropped into water, please return it to a service centre.
- Do not pull or carry by cord, or use the cord as a handle, close the door on the cord or pull the cord around sharp edges or corners. Do not run appliance over the cord. Keep cord away from heated rooms.
- Do not unplug by pulling on the cord. To unplug, grasp the plug, not the cord.
- Do not handle plug or cord with wet hands.
- Keep hair, loose clothing, fingers and all parts of the body away from openings and moving parts.
- Turn off all controls before unplugging the appliance.
- Use extra care when cleaning on stairs.

- Do not use to pick up flammable or combustible liquids, such as gasoline, or use in areas where they may be present.
- This appliance is provided with double insulation. Use only identical replacement parts.
- Do not use without water as filter in the water pan.
- Do not pick up anything that is burning or smoking, such as cigarettes, matches or hot ashes.
- Do not use the Electro Nozzle outdoors or on wet surfaces.
- This appliance is not intended for use by persons (including children) with reduced physical, sensory or mental capabilities, or lack of experience and knowledge, unless they have been given supervision or instruction concerning use of the appliance by a person responsible for their safety.
- Children shall not play with the appliance.
- Cleaning and user maintenance shall not be made by children without supervision.
- If the supply cord is damaged, it must be replaced by the manufacturer, its service agent or similarly qualified persons in order to avoid a hazard.
- Always turn off the appliance before connecting or disconnecting the Electro Nozzle.
- This unit is intended for attended operation only.

Caution: the Electro Hose contains electrical connections:

- Do not use to suck up water.
- Do not immerse in water for cleaning.
- The Electro Hose should be checked regularly and must not be used if damaged.

Caution: Risk of explosion if remote control unit battery is replaced by an incorrect type. Dispose of used batteries according to instructions.

SAVE THESE INSTRUCTIONS

**DECLARATION OF CONFORMITY**

Manufacturer: HYL A d.o.o.
Brnciceva ulica 47
1231 Ljubljana-Crnuce
Slovenia

Details of electrical equipment: **HYLA GST AIR AND ROOM CLEANING SYSTEM**
Model: **HYLA GST**

Directives this equipment complies with:
2004/108/EC – Electromagnetic compatibility (EMC)
2006/95/EC – Low voltage equipment (LVD)

Harmonized Standards applied in order to verify compliance with directives:

EMC EN 55014-1
EN 55014-2
EN 61000-3-2
EN 61000-3-3

LVD EN 60335-1
EN 60335-2-2
EN 62233

Ljubljana, 10 June 2009



Janez Pogacar



Doro Erjavec

In the case of a modification of the product which has not been agreed on with us, this declaration becomes null and void and the warranty expires.

HYLA GST *Components*

1. Motor Unit Assembly
with **GST Separator**
2. Water Pan
3. Trolley Assembly



GST Separator



PREPARATION FOR USE

- Fill water pan with water up to mark on water pan and geyser tube (4 litres).
- Use the water pan handle for carrying and locking the motor unit onto the water pan.

 **WATER TO THIS LEVEL**



AIR CLEANING

The motor power is reduced for optimum air flow and lower noise.
Use with noise reducer cover. Add a few drops of fragrance, if desired. Use only non-foaming fragrances.



HYLA FRAGRANCES

There are 8 different natural HYL A Fragrances available: Lavender, Pine, Lemon, Eucalyptus, Vanilla-Strawberry, Everest, Exotic and Menthe.
Available as single 90 ml and 4 x 90 ml bottles of fragrances.



HYLA Fragrances Set LPLE (4 x 90 ml)
Lavender | Pine | Lemon | Eucalyptus



HYLA Fragrances Set VEEM (4 x 90 ml)
Vanilla-Strawberry | Everest | Exotic | Menthe

HYLA STANDARD ACCESSORIES

1. Flexible Suction Hose
2. Telescopic Tube
3. Crevice Tool
4. Modular Nozzle Set
5. Clothes Brush
6. Furniture Brush
7. All-purpose Brush



VENTUS ELECTRO NOZZLE SET

1. Electro Nozzle
2. Electro Flexible Hose with remote control unit
3. Telescopic Tube



DEEP CLEANING OF CARPETED FLOORS *with the HYL A Electro Nozzle*

Please always turn off the main switch of the HYL A System before connecting or disconnecting the Electro Nozzle. The Electro Nozzle power cord should be connected to the flexible electro hose outlet on the handle, and the electro flexible hose is then connected to the motor unit. The main switch will turn on the Electro Nozzle. To activate the Electro Nozzle, release from its parking upright locked position by pressing the button located to the left of the swivel neck. You will notice a green light indicating operation. You can also use the remote control unit to switch on/off the Electro Nozzle and the HYL A.



Maintenance:

- Disconnect power from the Electro Nozzle.
- Textile fibers can be removed from the brush by cutting them and vacuuming.

WARNING:

Never use the Electro Nozzle outdoors or on wet surfaces. If the Electro Nozzle is overloaded, the built-in protection turns off the Nozzle and the red light indicator warning may come on. In this case do not touch the brush roller. Disconnect the power from the Electro Nozzle and clear any objects blocking the roller. The Electro Nozzle will operate when re-powered. Make sure body parts and any loose clothing are well clear of rotating parts.

DEEP CLEANING OF UPHOLSTERY *with the Hand Electro Brush (Optional)*

Connect it to the electro flexible hose. It is designed for dry pick up only.

Maintenance:

- Disconnect the power cord from the power source.
- Textile fibres can be removed from the brush by cutting them and vacuuming.



with the Hand Turbo Brush (Optional)

The Hand Turbo Brush is air driven. It is designed for dry pick up only. A crevice tool is integrated.

Maintenance:

- Disconnect the power cord from the power source.
- Textile fibres can be removed from the brush by cutting them and vacuuming.



DRY VACUUMING *with the All-purpose Brush*

The All-purpose Brush can be used for hard floors and carpeted floors. It is designed for dry pick up only.



WET VACUUMING

- **Do not use the Electro Nozzle, Hand Electro Brush, Hand Turbo Brush or All-purpose Brush on wet surfaces!**
- Fill the water pan with approx. 1 litre water.
- When vacuuming liquids, please use caution not to exceed maximum level in the water pan.
- Use the Modular Nozzle.



BLOWING

- Remove exhaust grid on motor unit assembly.
- For full power while blowing, switch on the HYL A, connect the flexible hose to the suction connector first and then connect the hose to the exhaust.



AFTER EACH USE

1. **Turn off the main switch and disconnect the power cord from the power source.**
2. Empty the water pan immediately after use and rinse with clean water.
3. Wipe the underside of the motor unit assembly using a wet cloth. Do not rinse the motor unit assembly with water!
4. It is important to store the HYL A System with the handle in the opposite position, which will allow it to dry after use.

WARNINGS

- **Disconnect the power cord from the power source before removing the motor unit assembly from the water pan!**
- DO NOT use the system without water!
- The HYL A GST Air and Room Cleaning System is not designed for vacuuming larger quantities of mineral dust!
- DO NOT vacuum flammable liquids!



ADDITIONAL APPLICATIONS



Suction of dust on delicate plants, silks, etc.



Cleaning upholstery (also car interior)



Vacuuming mattresses, pillows, blankets, etc.



Light vacuuming curtains, drapes, etc.



Wet suction on hard floor



Deep cleaning mattresses



Wet suction of carpets



Suck up all spills and water fills

HYLA OPTIONAL ACCESSORIES

1. Electro Polisher
2. Hand Electro Brush
3. Hand Turbo Brush
4. Blowing Nozzle
5. Swivel Furniture Brush
6. Radiator Brush
7. Modular Dusting Brush
8. Dusting Brush
9. Wide Dusting Brush
10. Horse Brushes
11. Curved Extension Tube
12. Vacuum Bags
13. Zipper Vacuum Bags
14. Accessories Wall Mount
15. Window Washer
16. Window Washer Hose
17. Multi Purpose Cleanser
18. Microfibre Cloth



HYLA DISINFECTANT

The Hyla Air Disinfectant (500 ml) is especially formulated for use with the Hyla Cleaning System. When added to the water in the Hyla water pan, the air is filtered, cleaned and disinfected from germs, bacteria and mildew!

HYLA Surface Disinfectant (500 ml) is especially formulated for use with the Hyla Cleaning System, which has the combined effect of cleaning and disinfecting while making surfaces germ, bacteria, and mildew-free! Only 5 ml (5 pulls of the trigger on the bottle) is necessary for each Water Pan fill.



HYLA WATER AIR FRESHENER

white | black

The Hyla Water Air Freshener is a unique water filter system that uses water as filter. Dirt, dust and allergens are trapped in water. Using the centrifugal effect, the Hyla Water Air Freshener washes the in-blown air. By adding fragrances air can also be aromatized. The clean fresh air is blown back into the room.



HYLA NATURAL CARE PRESENT SET

The Hyla Natural Care Present Set includes 5 high quality cosmetic products: Body Lotion, Shower Gel, Tonic Gel, Hand Cream and Anti Aging Gel. The Carpet Clean is an extra product for cleaning your carpets. Each product can also be ordered separately.



Body Lotion, 250 ml | Shower Gel, 250 ml | Tonic Gel, 200 ml | Hand Cream, 50 ml | Anti Aging Gel, 50 ml | Carpet Clean, 200 ml

HYLA GST NIMBUS WET CLEANING SYSTEM *(Optional)*

This system is an integral part of the HYL A GST Cleaning System and is designed for the wet cleaning of:

- Most hard floors (ceramics, tiles, vinyl, etc.),
- Most kinds of carpets,
- Upholstery and car seats,
- Additional Spraying Function.

Specifications:

- Fresh-water tank: 3,5 litres
- Cleaning capacity per fresh-water tank filling:
 - 15 to 25 m² for hard floor
 - 3 to 8 m² for carpeted floor



HYLA GST NIMBUS WET CLEANING SYSTEM

Components

1. NIMBUS Fresh-water Tank
2. Flexible Suction Hose with valve
3. Fresh-water Tube
4. Hard Floor Nozzle
5. Carpet Nozzle
6. Upholstery Nozzle
7. NIMBUS Spray Nozzle
8. HYL A Cleanser for hard floor (0,5 litre)
9. HYL A Cleanser for carpeted floor and upholstery (0,5 litre)
10. Telescopic Tube



PREPARATION FOR USE

- Fill the NIMBUS fresh-water tank with maximum of 3,5 litres of water (max 40°C).
- Add two capfuls of genuine HYL A cleanser.
- Fill HYL A water pan with approx. 1 litre of water.
- Remove the HYL A exhaust grid and mount the NIMBUS fresh-water tank onto the motor unit assembly.
- Connect the suction hose to the motor unit and connect the freshwater tube to the NIMBUS tank cap.



WET CLEANING OF HARD FLOORS

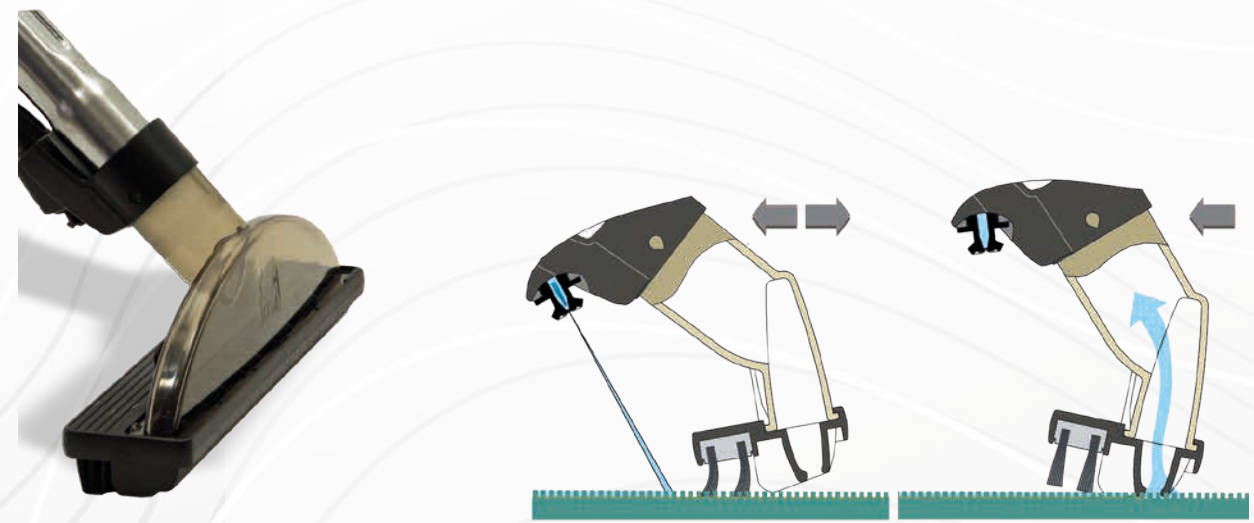
- Connect the fresh-water tube to the hard floor nozzle.
- Turn on the main switch and pull the valve trigger to start the water flow.
- Clean the floor by moving the nozzle back and forth with the suction device held at an angle allowing for clearance of the squeegee strip from floor.
- Release the valve trigger and dry the cleaned floor by moving the nozzle backwards with the suction device held at an angle allowing direct contact of the squeegee strip with the floor.
- Use caution during wet cleaning so you do not exceed maximum level in the water pan.

WARNING! Wet floors may be slippery!



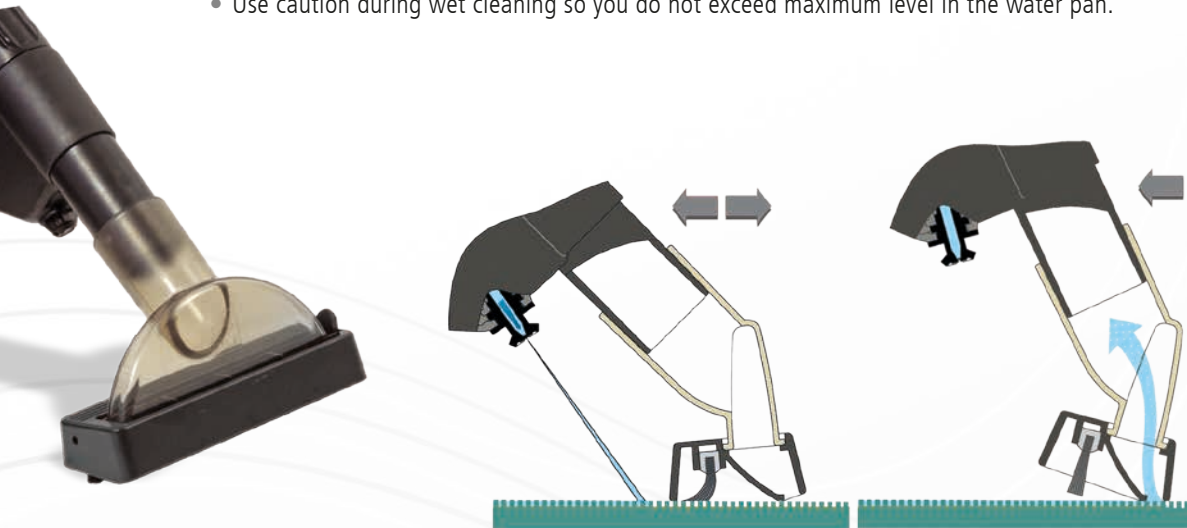
WET CLEANING OF CARPETED FLOORS

- Connect the fresh water tube to the carpet nozzle.
- Turn on the main switch and pull the valve trigger to start the water flow.
- Wash the carpet by moving the nozzle back and forth with the suction device held at an angle allowing clearance of front edge from the carpet. Do not soak the carpet!
- Release the valve trigger and dry the cleaned carpet by moving the nozzle backwards with the suction device held at an angle allowing direct contact of front edge with the carpet.
- Use caution during wet cleaning so you do not exceed maximum level in the water pan.



WET CLEANING OF UPHOLSTERY

- Connect the upholstery nozzle to the flexible suction hose and insert the NIMBUS spray nozzle into the valve.
- Turn on the main switch and pull the valve trigger to start the water flow.
- Wash upholstery by moving the nozzle back and forth with the upholstery nozzle held at an angle allowing clearance of front edge from the upholstery surface. Do not soak the upholstery!
- Release the valve trigger and dry the cleaned upholstery by moving the nozzle backward with the upholstery nozzle held at an angle allowing direct contact of front edge with the upholstery surface.
- Use caution during wet cleaning so you do not exceed maximum level in the water pan.



SPRAYING

- Insert the NIMBUS spray nozzle into the valve.
- Turn on the main switch and pull the valve trigger to start the water flow.
- Use the water spray to wash or wet surfaces.
- Release the valve trigger to stop the water. Suction of water is possible if necessary.




WARNING!

- Please use only genuine HYL A liquid cleansers. Using other cleansers may damage your system!
- Before refilling the fresh-water tank, empty the water pan and refill it with approx. 1 litre of fresh water.
- When finished empty water from the system.

SERVICE

For service please contact the HYL A Distributor or Dealer from whom your appliance was purchased.

Distributor stamp:



All rights reserved, including the right to technical modifications without impairing the quality or performance of the HYL A GST Cleaning System.
EN GST 0316

